

---

# Diabetes Experience of Iowans with IDD

**Funding through the CDC 'Improving the Health of People with  
Mobility Limitations and Intellectual Disabilities through State-based  
Public Health Programs'**

November 12, 2020

*I have no financial relationships to disclose.*



# Public Policy Center

# Mission

---


→ To provide policymakers and the public with information to make our lives and communities thrive in sustainable ways through academic research.

1. Conduct externally funded, interdisciplinary academic research
2. Engage the public by sharing the expertise and resources of the PPC and the University of Iowa
3. Support student success at graduate and undergraduate levels
4. Stimulate and support interdisciplinary research on campus

# Areas of study

---

- Crime and Justice Policy
- Environmental Policy
- Health Policy
- Politics and Policy
- Social and Education Policy
- Transportation and Vehicle Policy
- Iowa Social Science Research Center



<https://ppc.uiowa.edu/>

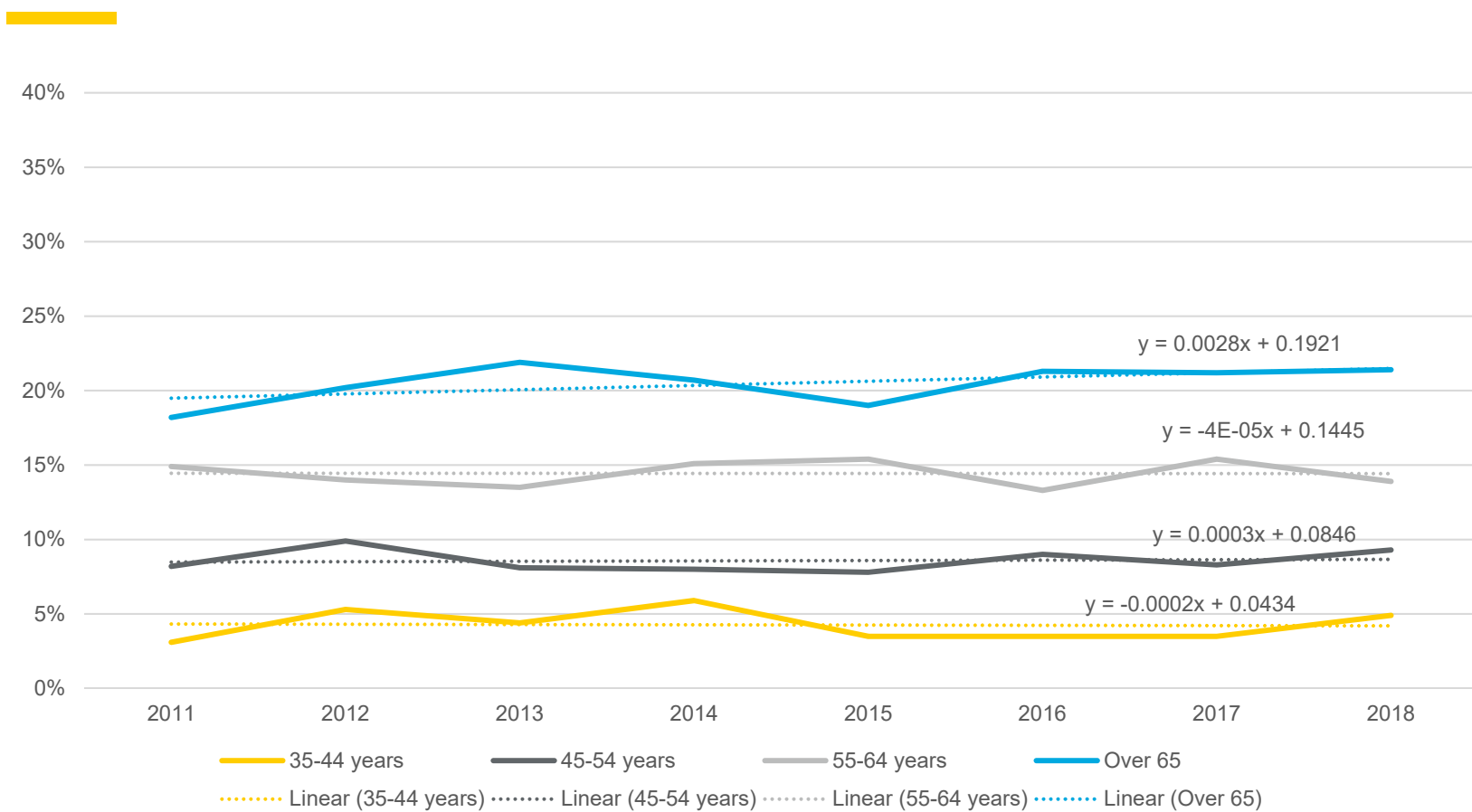


---

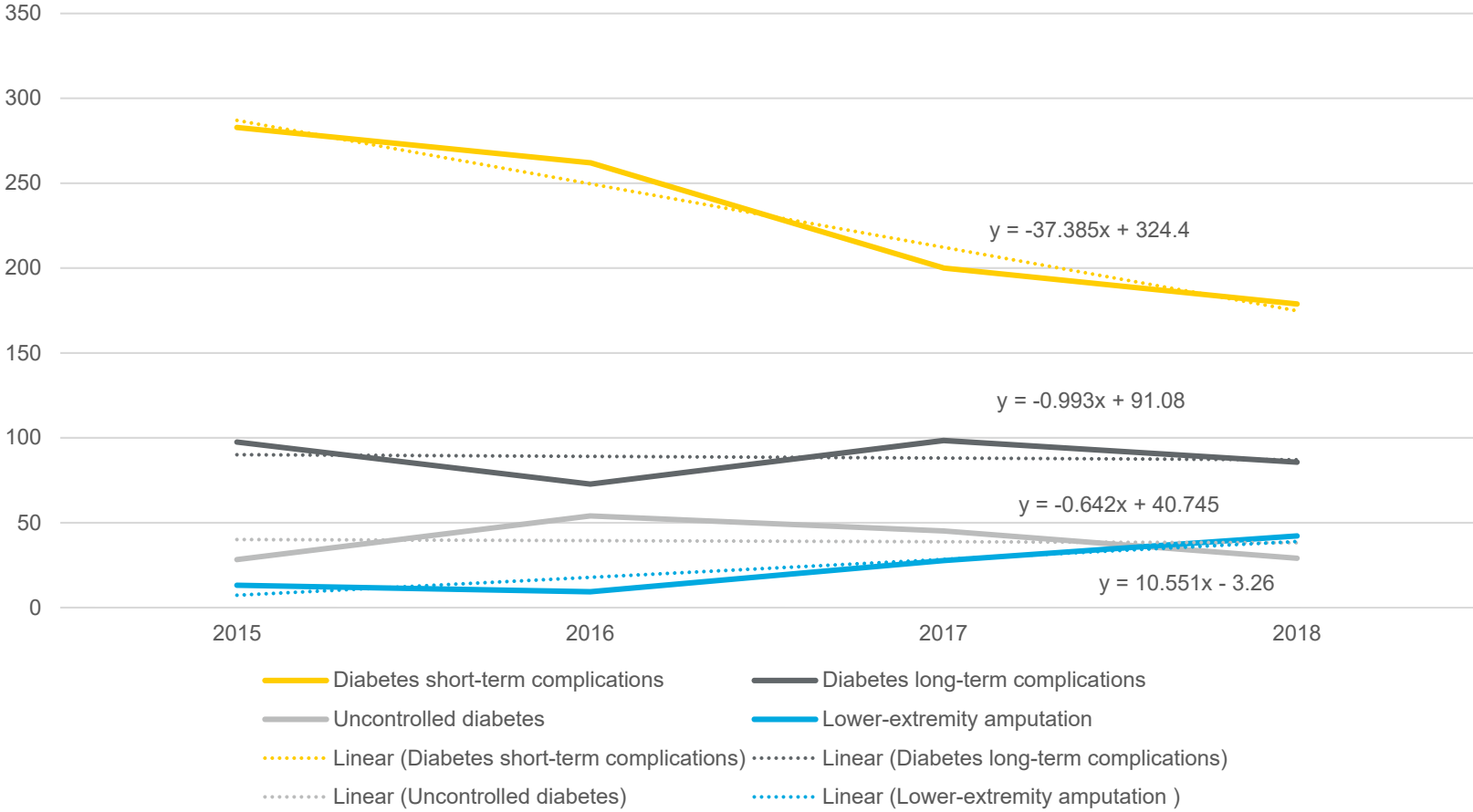
# Diabetes in Iowa

**General population rates – Based on CDC data BRFSS**  
**Medicaid rates – Based on Medicaid claims data**

# Diabetes rates in Iowa

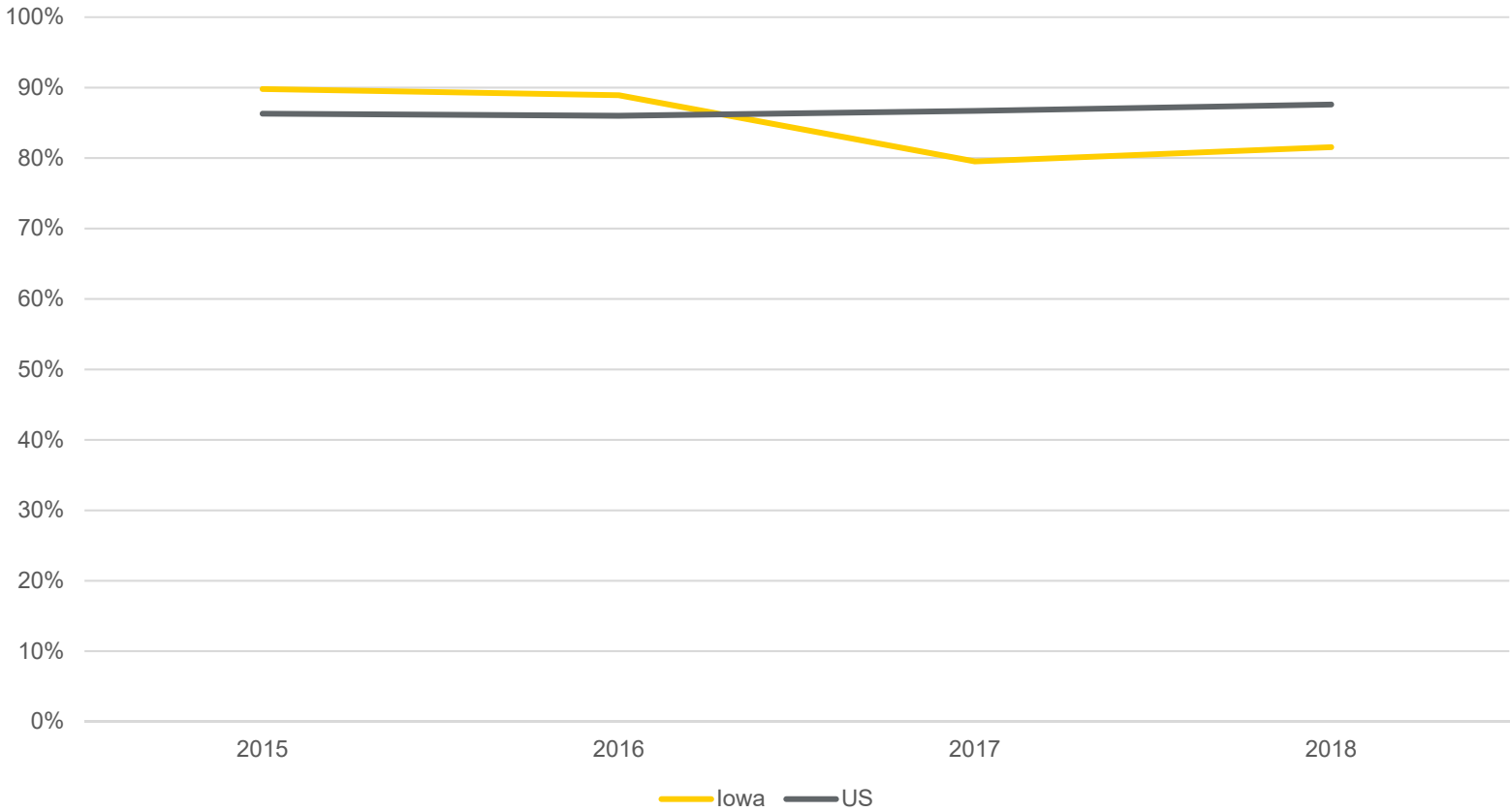


# Short- and long-term complications per 100,000 Iowa Medicaid members

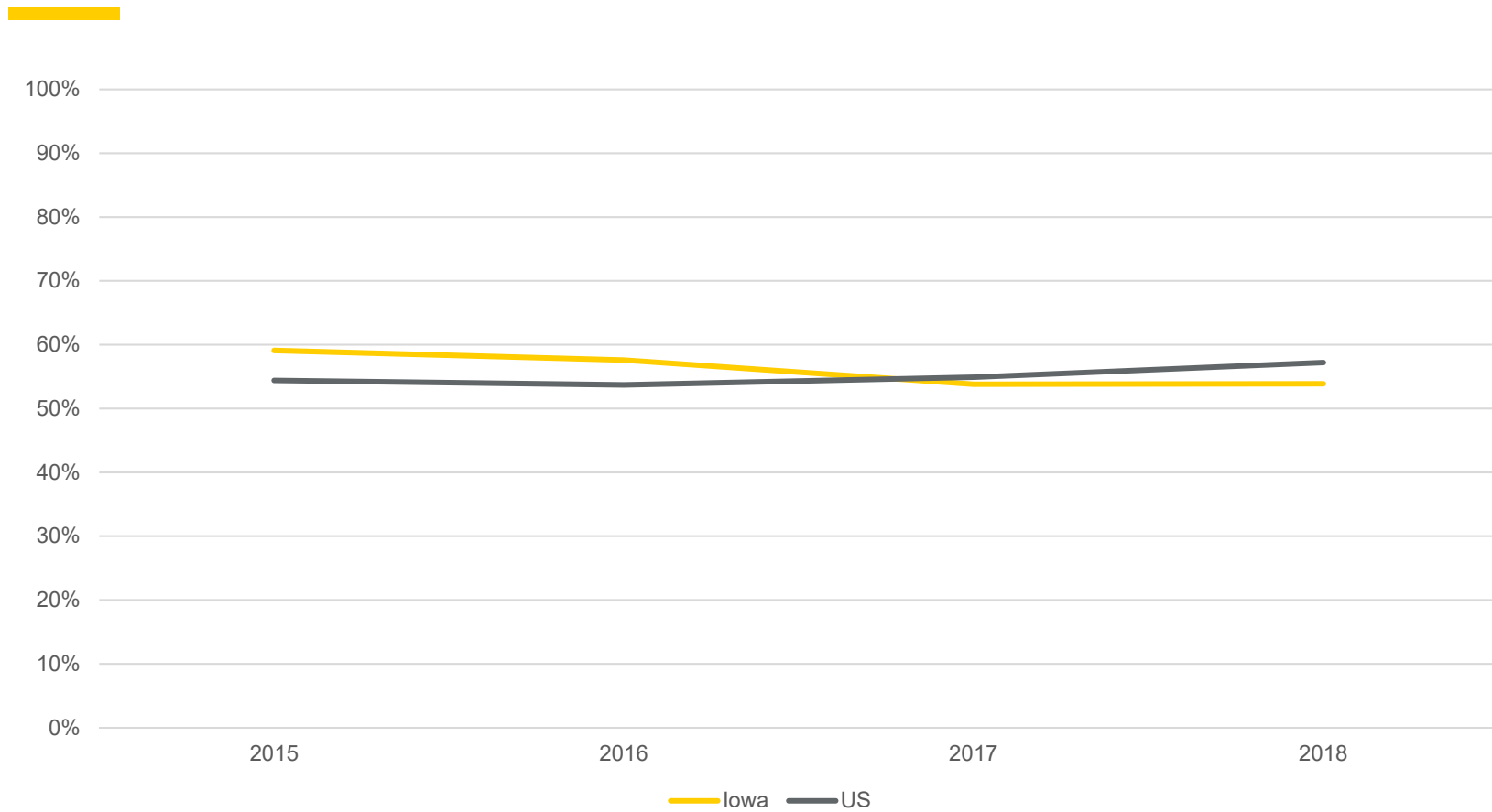




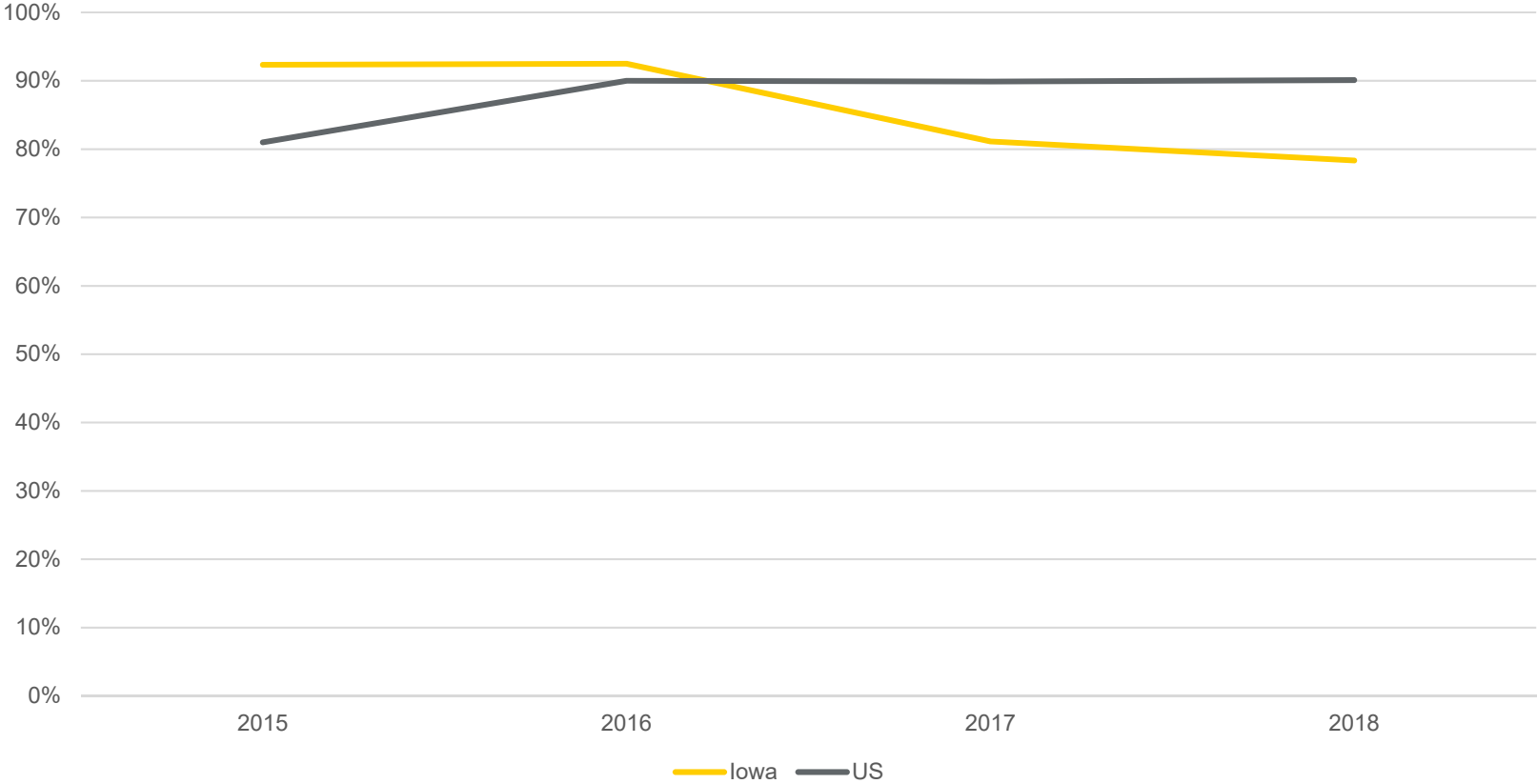
# Hemoglobin A1c



# Eye exam



# Care for nephropathy



---

***Improving the Health of People with Mobility  
Limitations and Intellectual Disabilities through  
State-based Public Health Programs***

**Description of project**

# Project goals

---

- Ensure people with disabilities have the same opportunities for good health as people without disabilities
  - Utilize data to explore the health care experiences of people with disabilities
  - Identify areas of concern or difference to address
  - Determine mechanisms to improve opportunities for good health

# Current states

---

- Arkansas
- Iowa
- Kansas
- Massachusetts
- Michigan
- Montana
- New Hampshire
- New York
- Oregon
- South Carolina

# People with disabilities

---

Medicaid claims and enrollment data

5-year look back

Adults 18-64

Identified 'disabilities'

- Down Syndrome

- Cerebral Palsy

- Autism

- Intellectual Disability

- Unspecific Intellectual Disability

# Diabetes definition

---

1. *Claim/encounter data.* Members who met any of the following criteria during the measurement year or the year prior to the measurement year (count services that occur over both years):
  - At least two outpatient visits (Outpatient Value Set), observation visits (Observation Value Set) or nonacute inpatient encounters (Nonacute Inpatient Value Set) on different dates of service, with a diagnosis of diabetes (Diabetes Value Set). Visit type need not be the same for the two visits.
  - At least one acute inpatient encounter (Acute Inpatient Value Set) with a diagnosis of diabetes (Diabetes Value Set).
  - At least one ED visit (ED Value Set) with a diagnosis of diabetes (Diabetes Value Set).
2. *Pharmacy data.* Members who were dispensed insulin or hypoglycemics/ antihyperglycemics on an ambulatory basis during the measurement year or the year prior to the measurement year (Table CDC-A).



# Comprehensive Diabetes Care (CDC)

## HEDIS measures set 2014

Product lines	Commercial, Medicaid, Medicare (report each product line separately).
Ages	18–75 years as of December 31 of the measurement year.
Continuous enrollment	The measurement year.
Allowable gap	No more than one gap in enrollment of up to 45 days during the measurement year. To determine continuous enrollment for a Medicaid beneficiary for whom enrollment is verified monthly, the member may not have more than a 1-month gap in coverage (i.e., a member whose coverage lapses for 2 months [60 days] is not considered continuously enrolled).
Anchor date	December 31 of the measurement year.

# CDC individual measures

**Hemoglobin A1c (HbA1c) testing**

**HbA1c poor control (>9.0%)**

**HbA1c control (<8.0%)**

**HbA1c control (<7.0%) for a selected population\***

**Eye exam (retinal) performed**

**LDL-C screening**

**LDL-C control (<100 mg/dL)**

**Medical attention for nephropathy**

**BP control (<140/80 mm Hg)**

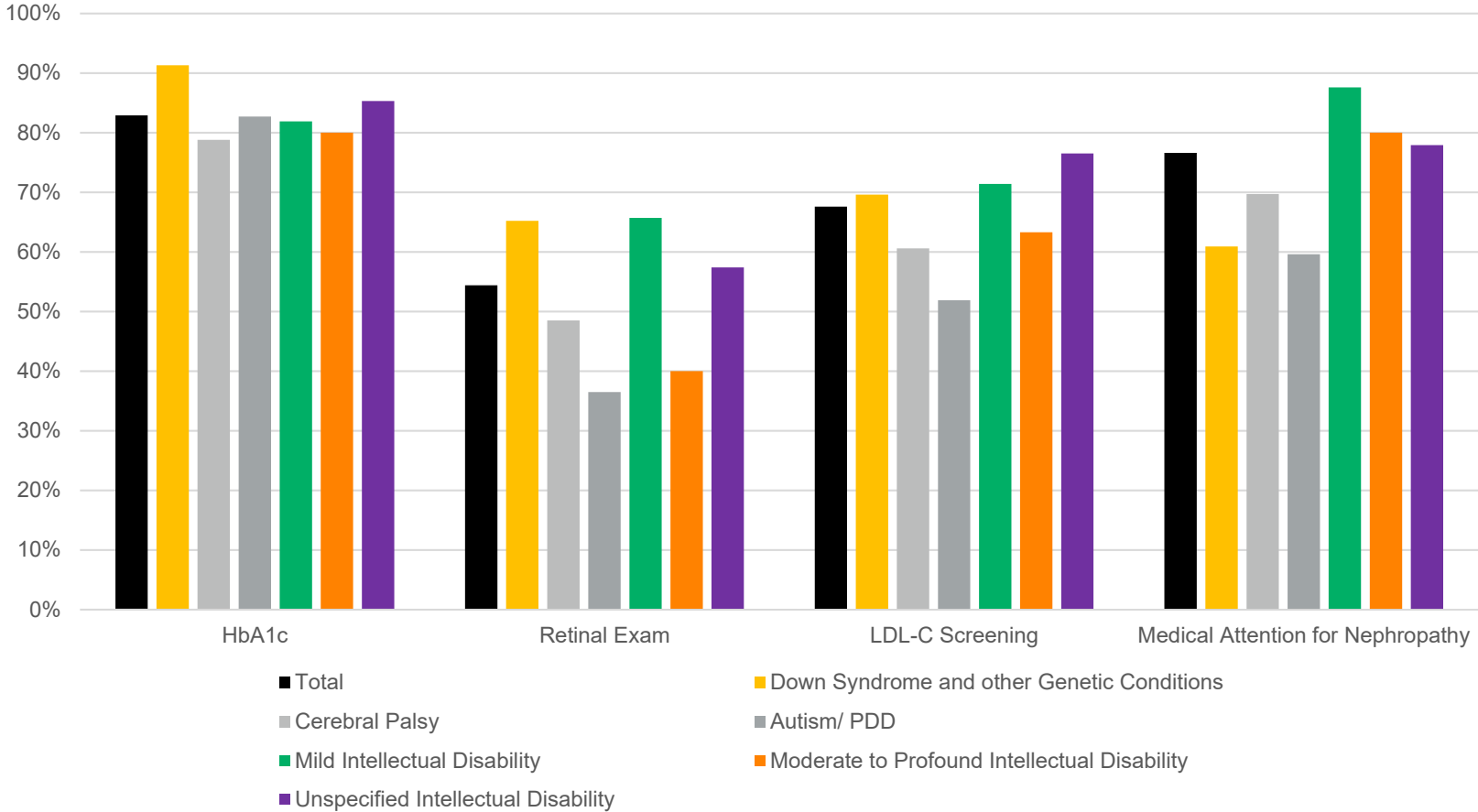
**BP control (<140/90 mm Hg)**

# Chosen measures

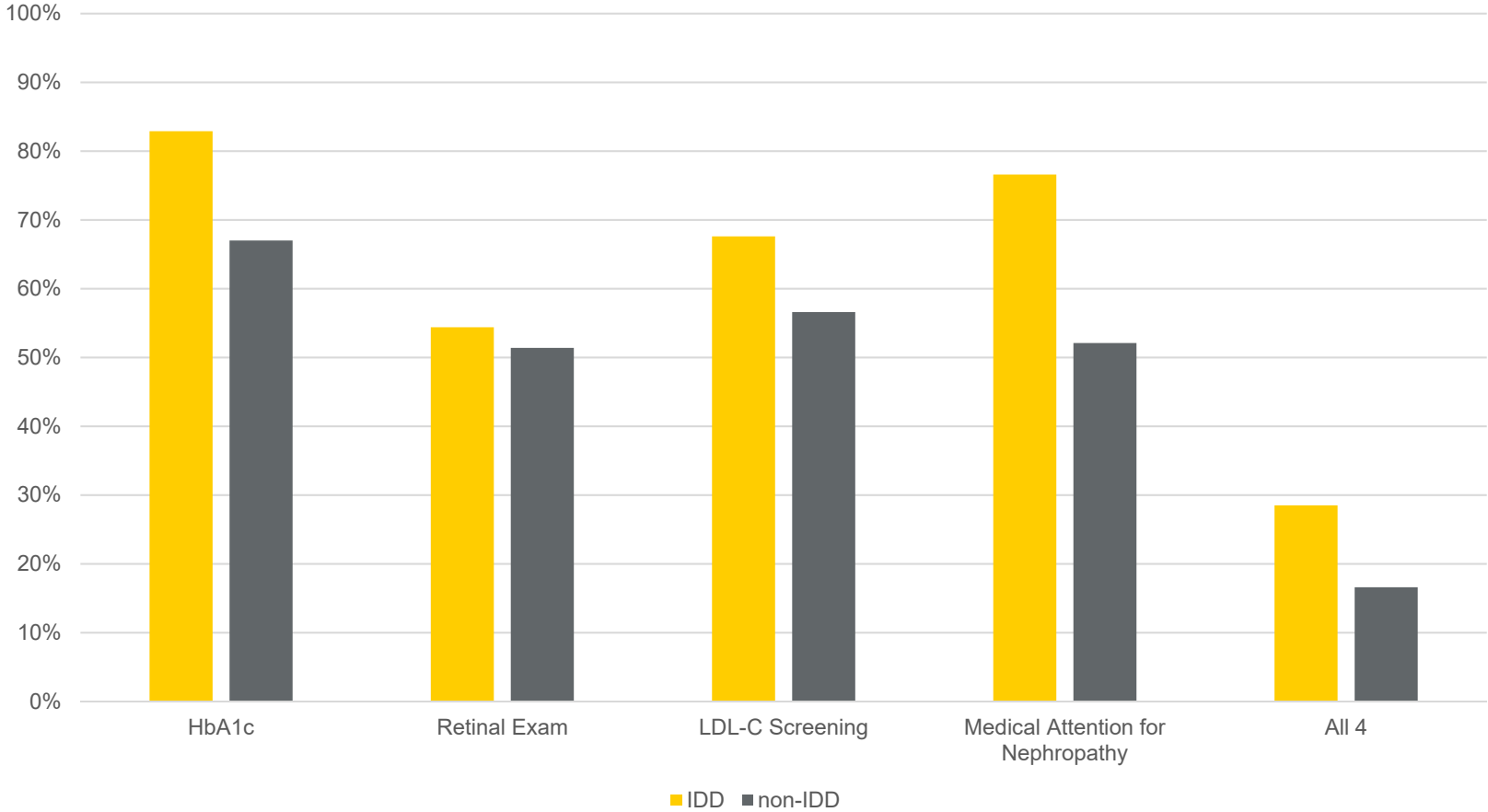
---

- Hemoglobin A1c (HbA1c) testing
- Eye exam (retinal) performed
- LDL-C screening
- Medical attention for nephropathy

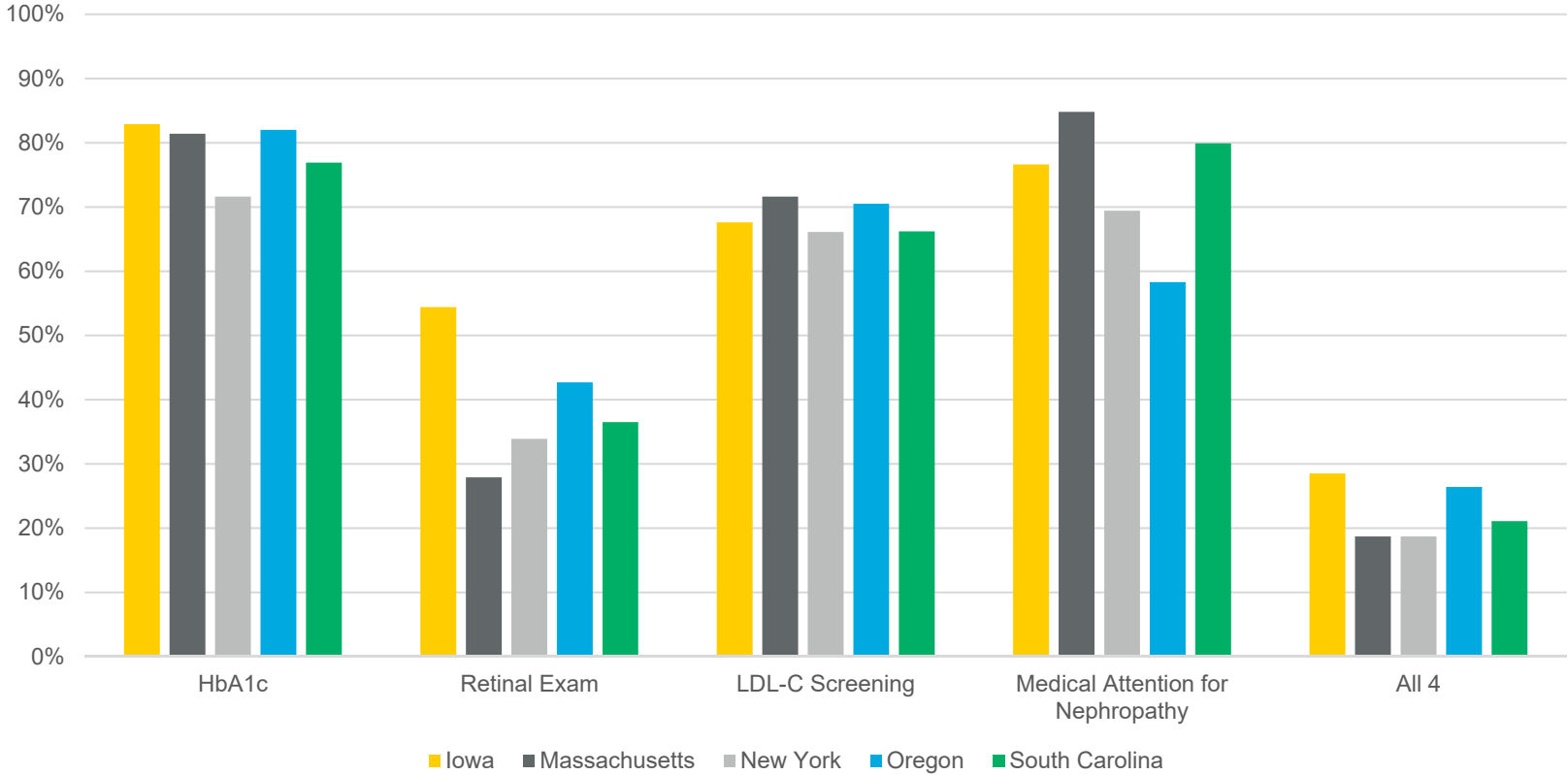
# Comparison across IDD categories



# Compared to non-IDD



# Compared to other states\*



\*Disparities in diabetes management among Medicaid recipients with intellectual and developmental disabilities (IDD): Evidence from five U.S. states, Lu, et al. Disability and Health Journal, 13(2020)

# Programmatic action!

---

Program staff developed state-based PSA – Watch Party!

Iowa

<https://youtu.be/8lR1KzNrxBU>

South Carolina

[https://youtu.be/zJTVp27\\_KMs](https://youtu.be/zJTVp27_KMs)

# Other studies

---

- Emergency room use
- Epilepsy treatment in the emergency department
- Preventive care utilization
- Injuries/falls presenting to the emergency department



**IOWA**